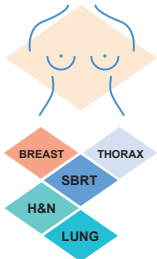




SABELLA FLEX™

DUAL AXIS POSITIONING SYSTEM FOR BREAST & THORAX



The unique, dual axis design allows for a much wider range of positions allowing you to maximize treatment options.


A new way of positioning.

The SaBella Flex™ is a unique patent pending Dual Axis™ design which allows you to adjust posture and provides a much wider range of positions than conventional breast and lung systems. Optimal chest slope and breast positioning is easily achievable to allow for more accurate and safer treatment options and better patient outcomes. And it can quickly and securely be adjusted and indexed to maximize treatment requirements with your patient in situ. This saves time and costs. The SaBella Flex™ can be used for breast, pelvis, lung, and head and neck treatments.



Carbon fiber construction ensures the SaBella Flex™ weighs up to 50% less than conventional breast systems. With a maximum patient load of 400lbs, the SaBella Flex™ provides a strong and stable platform for your patient.



Prominent millimeter scale on top and side surface ensures patient positioning is fast and simple.




Adjustable arm/shoulder bolsters, allowing adjustable height and width for optimum patient positioning and comfort.



Optional indexable donut-style head support, 2 sizes.

Dual purpose patient stop indexable in 9 positions to fit most patients. Combined stop and knee support also available.



High stability Safelock™ angle range 0° - 28° ensures ultimate safety of patient and therapist.



Optional breast support LT-Thermoplastic™ Module.



SABELLA FLEX™

DUAL AXIS POSITIONING SYSTEM FOR BREAST & THORAX



The SaBella Flex™ Arm and Shoulder Positioners are extremely comfortable for patients. Use with or without Vacuum Lock™ Cushions.

SBS14-E	SaBella Flex™ Dual Axis Precision Positioning System Elite Package Includes: SaBella Flex™, Safe Lock Wedges x 3 (10°, 15° & 20°), Bottom Stop, Patient Handles, Gen2 Multi Adjust Arm/Shoulder Positioners (2 ea), Head Rest Adapter, Head Rest, Head & Neck Module, Cranial Donut Module, Breast Support Module, Vacuum Lock Module and Wall mount	1 pkg.
SBS14	SaBella Flex™ Supine Breast & Thorax Positioning System – Standard Package Includes: SaBella Flex™, Safe Lock Wedges x 3 (10°, 15° & 20°), Bottom Stop, Patient Handles, Gen2 Multi Adjust Arm/Shoulder Positioners (2 ea), Head Rest Adapter, Head Rest	1 pkg.
SBS14-B	SaBella Flex™ Dual Axis Precision Positioning System Basic Package Includes: SaBella Flex™, Safe Lock Wedges x 3 (10°, 15° & 20°), Bottom Stop, Patient Handles, Gen2 Multi Adjust Arm/Shoulder Positioners (2 ea), Head Rest Adapter, Head Rest	1 pkg.

SBS14-WM	SaBella Flex™ Wall Mount	1 ea.
SBS14-VBM	SaBella Flex™ Vacuum Lock™ Module (Includes Upper & Lower Indexing System and 1xVB-T7993F20)	1 ea.
SBS14-HNM	SaBella Flex™ Head & Neck Mask Module (Includes H32 LT-Thermoplastic – 5pk)	1 ea.
SBS14-BSM	SaBella Flex™ Breast Support Module (Includes: LT-Thermoplastic & Handles)	1 ea.
SBS14-GDM	SaBella Flex™ Cranial Donut Module (Large & Small Cranial Donut, Indexing Module)	1 ea.
SBS14-C3	SaBella Flex™ C3 Arm/Shoulder Positioners	1 pr.
SBS14-SL	SafeLock™ Wedge - {angle} can be between 5° and 28° (specify angle)	1 ea.
VB-T7993F20	Vacuum Lock™ Cushion 79 x 93cm 20L Fill for supine Breast Boards	1 ea.
SBS14-BP	SaBella Flex™ Patient Bottom Stop	1 ea.
SBS14-BSO	SaBella Flex™ Breast Support Overlay (for use with LT-Thermoplastic)	1 ea.

SABELLA FLEX™ TECHNICAL SPECS

Made from
Ultra low density carbon fiber

Weight
3.6kg / 8lbs

Dimensions
55cm x 90cm x 16cm (flat position)

Patient Weight Limit
182kg / 400lbs

CT Bore Size
Greater than 60cm

See cdrsys.ca for more information on the SaBella Flex System.